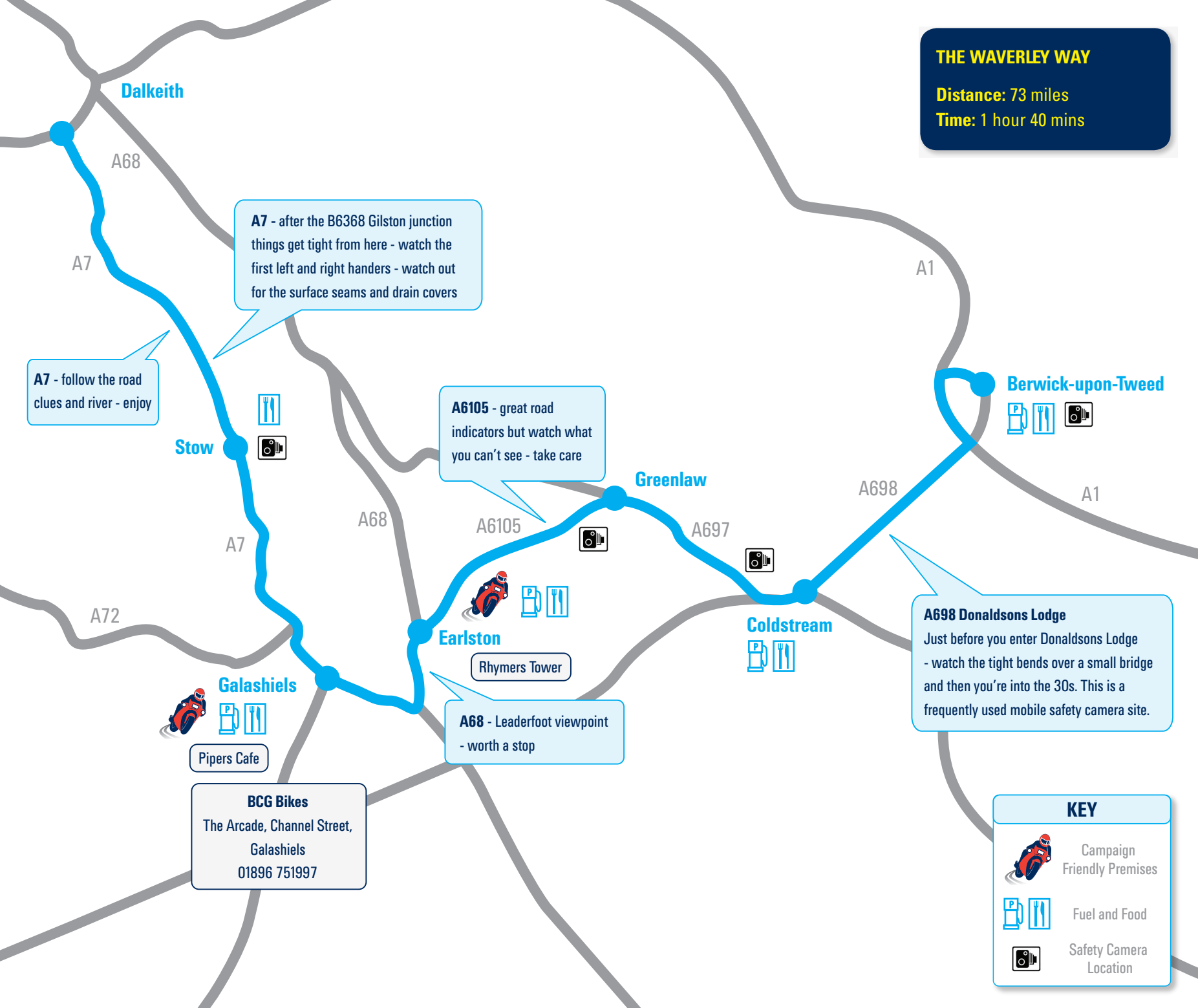


**THE WAVERLEY WAY**  
**Distance: 73 miles**  
**Time: 1 hour 40 mins**



**A7 - follow the road clues and river - enjoy**

**A7 - after the B6368 Gilston junction things get tight from here - watch the first left and right handers - watch out for the surface seams and drain covers**




**A6105 - great road indicators but watch what you can't see - take care**

**A698 Donaldsons Lodge**  
 Just before you enter Donaldsons Lodge - watch the tight bends over a small bridge and then you're into the 30s. This is a frequently used mobile safety camera site.

**A68 - Leaderfoot viewpoint - worth a stop**

**BCG Bikes**  
 The Arcade, Channel Street,  
 Galashiels  
 01896 751997

**KEY**

-  Campaign Friendly Premises
-  Fuel and Food
-  Safety Camera Location